



Kest Mixer, KM ATEX

For outstanding mixing performance in critical pharma and biotechnology applications.

DS-000004 REV A

Kest Mixer, KM ATEX

The Kest Mixer is a bottom mounted magnetic coupled mixer. With its aseptic design, excellent mixing performance and ability to mix to the last drop it has become a popular choice for critical pharma and biotech applications where full product recovery is important.

The Kest Mixer KM ATEX range covers mixing volumes up to 22 000 liters.

The Kest Mixer is designed for CIP/SIP applications in an ATEX environment.

Kest Mixer KM ATEX has a Zone 1 classification available for both Gas or Gas & Dust environments.

Short down times is secured by features like our patented Kest-Lock Connection. Our revolution counter gives you secure control of your mixing process.

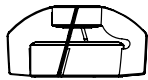
The Kest Mixer KM ATEX range can be customized to perfectly fit your needs. We can manufacture the parts that have media contact in the specific materials that your process requires, please contact your reseller for a quote.

Kest Mixer range for various mixing applications

Kest has developed several product lines for various mixing applications and clean room needs. The KMS product line was developed for LAF applications and the Rapid Motion

(RM) line for medium shear force generation. See separate data sheets on the other product lines in the Kest Mixer family or contact your reseller for more information.

Kest Mixer KM ATEX, general information



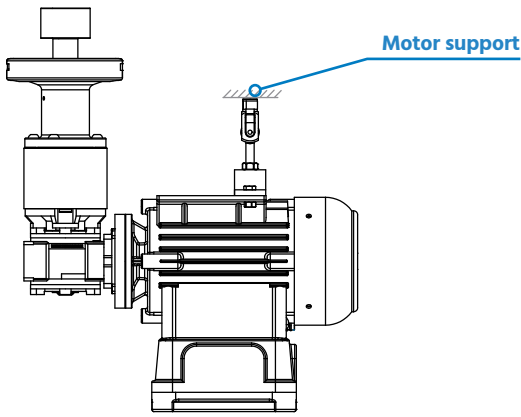
Mixing Head



Male Bearing



Tank Plate



Drive Unit

The Kest Mixer is a magnetically coupled mixer containing 4 modules, Mixing head, Male Post, Tank plate and Drive Unit.

To secure the integrity of the tank, the tank plate is welded into the tank, the mixing head and drive unit couples through magnetic forces. When installing the tank plate, make sure to use our welding tool and to follow the welding guideline.

Select the appropriate model, download the Kest Mixer selection guide as a support. For complex mixing applications contact your reseller for consultation.

Decide upon optional drive unit features like Revolution counter or extension and you will find the order information, Ref. No., for each part in this data sheet.

NOTE! Due to the weight of the motor the vessel manufacturer must provide a design on the tank for the motor support.

The motor support is fastened with a bolt. The motor support reduces the stress on the tank plate, tank dish and drive unit flange. The motor support is also providing the possibility to adjust the outer driving head to perfectly align with the tank plate.

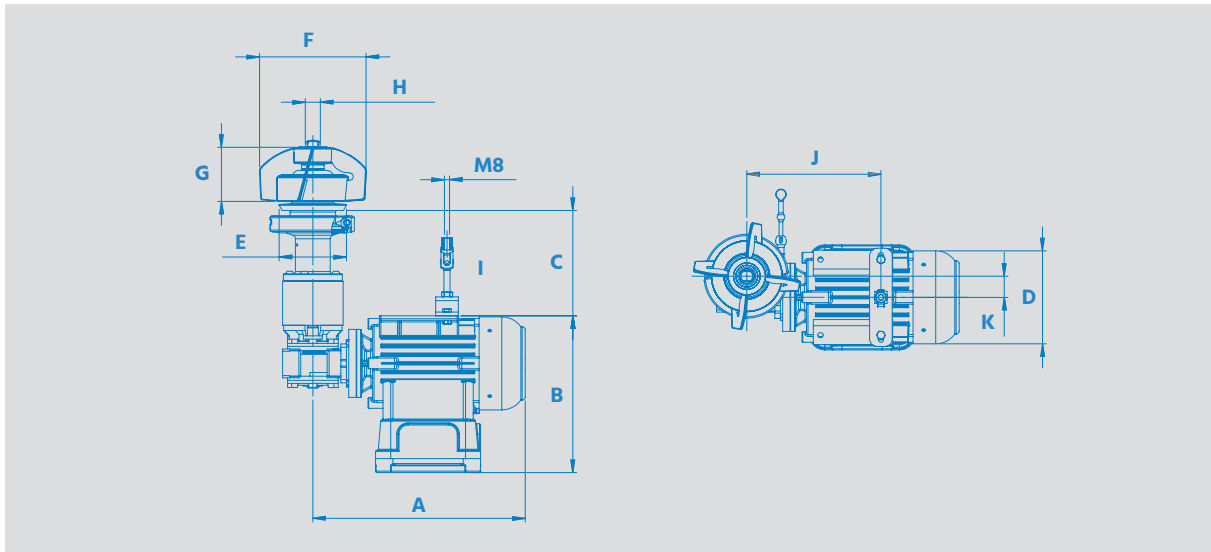
The Kest range of ATEX mixers comply with the following ATEX classifications, see explanation below.

Inside the tank: **II 2G h II T5 (Gb)**
 Outside the tank: **II 2G IIB T4 (Gb)**

Inside the tank: **II 2GD h II T5 (Gb/Db)**
 Outside the tank: **II 2GD IIB/IIIC T4/T135 (Gb/Db)**

Equipment Group Group I is for mining Group II is for above surface industries	Equipment Category G (GAS) Category 1: Zone 0 Category 2: Zone 1 Category 3: Zone 2 D (Dust) Category 1: Zone 20 Category 2: Zone 21 Category 3: Zone 22	Type of protection h = marking of non-electrical equipment	Subgroup Group II = Approved for all A, B, C Group IIB = Ethylene Group IIIC = All dust	Temperature class T3 = 200°C T4 = 135°C T5 = 100°C	Equipment protection level Gb = Approved for Zone 1 & 2 Db = Approved for Zone 21 & 22
---	---	--	---	--	---

Kest-Mixer ATEX, general information



MODEL	A mm [in]	B mm [in]	C mm [in]	D mm [in]	E mm [in]	F mm [in]	G mm [in]	H mm [in]	J mm [in]	K mm [in]
KM-0/3 ATEX	282 [11.102]	206 [8.110]	96 [3.779]	123 [4.842]	55 [2.165]	82 [3.228]	33 [1.299]	12 [0.472]	178 [7.008]	28 [1.102]
KM-3/7 ATEX	282 [11.102]	206 [8.110]	96 [3.779]	123 [4.842]	55 [2.165]	96 [3.779]	46 [1.811]	12 [0.472]	178 [7.008]	28 [1.102]
KM-7/20 ATEX	282 [11.102]	206 [8.110]	96 [3.779]	123 [4.842]	84 [3.307]	120 [4.724]	56 [2.205]	16 [0.630]	178 [7.008]	28 [1.102]
KM-20/70 ATEX	282 [11.102]	206 [8.110]	100 [3.937]	123 [4.842]	89 [3.504]	142 [5.591]	71 [2.795]	20 [0.787]	178 [7.008]	28 [1.102]
KM-70/120 ATEX	317 [12.480]	225 [8.858]	120 [4.724]	140 [5.512]	118 [4.646]	160 [6.299]	71 [2.795]	20 [0.787]	205 [8.071]	40 [1.575]
KM-120/230 ATEX	370 [14.567]	244 [9.606]	128 [5.039]	158 [6.220]	148 [5.827]	184 [7.244]	73 [2.874]	20 [0.787]	233 [9.173]	50 [1.966]
KM-230/600 ATEX	370 [14.567]	244 [9.606]	130 [5.118]	158 [6.220]	159 [6.260]	192 [7.559]	119 [4.685]	30 [1.181]	233 [9.173]	50 [1.966]
KM-600/1300 ATEX	432 [17.008]	264 [10.394]	135 [5.315]	178 [7.008]	240 [9.449]	220 [8.661]	150 [5.906]	30 [1.181]	274 [10.787]	60 [2.362]
KM-1300/2200 ATEX	504 [19.843]	283 [11.142]	120 [4.724]	196 [7.716]	240 [9.449]	273 [10.748]	124 [4.882]	30 [1.181]	337 [13.268]	85 [3.346]

MECHANICAL SPECIFICATIONS

	Mixer head	Male bearing	Tank plate
Material grade	EN 1.4435/ASTM 316L, Silicone carbide (SiC)	Zirconium Oxide (ZrO ₂)	EN 1.4435/ASTM 316L
Material requirement	EN 10 272/10028-7, A479/A240 or SA479 SA240		
Documentation	Heat Certificate 3.1 acc. to EN 10 204		
Surface finish	Ra≤0.5 µm [20 µin] on surfaces in product contact		
Design Temperature	[0°C to +150°C] [+32°F to +302°F]		
Operating Temperature	[0°C to +135°C] [+32°F to +275°F]		
Design Pressure	[-1 bar(g) to + 7 bar(g)] [-14.5 psi to +101.5 psi]		
pH range	1-14		
Marking	Head and Bearing is marked with Id No. Tank plate is marked with material grade and heat number		
Packing	Each item is sealed in vacuum plastic bag, labelled with article code and packed in a box		
Male bearing sealing	EPDM or Silicone, approved acc. FDA regulation CFR 177.2600, USP Class VI		
Quality Assurance	Each product is controlled and tested acc. to Kest Technology quality assurance system		

Kest-Mixer ATEX, Drive unit specifications

MODEL	MOTOR POWER 50/60Hz [kW]	FREQUENCY [Hz]	CURRENT 230/400V [A]	GEAR BOX RATIO [i]	SPEED RANGE [RPM]
KM-0/3 ATEX	0.25/0.30	50/60	1.3/0.75	1:7	50-490
KM-3/7 ATEX	0.25/0.30	50/60	1.3/0.75	1:7	50-490
KM-7/20 ATEX	0.25/0.30	50/60	1.3/0.75	1:7	50-490
KM-20/70 ATEX	0.25/0.30	50/60	1.3/0.75	1:7	50-490
KM-70/120 ATEX	0.55/0.68	50/60	2.4/1.4	1:7	50-490
KM-120/230 ATEX	0.75/0.90	50/60	3.3/1.9	1:7	50-490
KM-230/600 ATEX	1.10/1.30	50/60	4.7/2.7	1:7	50-490
KM-600/1300 ATEX	1.50/1.80	50/60	6.2/3.6	1:7	50-490
KM-1300/2200 ATEX	3.00/3.50	50/60	11.8/6.8	1:10	35-340

DRIVE UNIT SPECIFICATIONS

Motor	One thermo element as standard
Design Temperature	[0°C to +40°C] [+32°F to +104°F]
Protection class	IP 55
Paint	Motor Epoxy paint RAL 7015, Flange and Gearbox Jotun RAL 9010
Gearbox oil	UH1 6, NSF H-1 rated FDA compliant
Marking	Each item is marked with article code
Packing	Each item is sealed in plastic bag, labelled with article code and packed in a box
Quality Assurance	Each product is controlled and tested acc. to Kest Technology quality assurance system

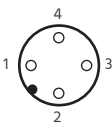
Kest Mixer KM ATEX, Revolution Counter (optional)

The Kest Mixer ATEX Revolution Counter is a sensor system that enables secure verification of the actual rotation of the shaft.

The unit consists of a Namur sensor, that is located on the Drive Unit flange.

The output signal from the sensor is 1 pulse/rotation.

For visual indication - A LED on the sensor housing is indicating with yellow light when the sensor gets a pulse.

MECHANICAL SPECIFICATIONS			
	Sensor Housing	Sensing face	Cable
Material grade	1.4305 / AISI303	PBT	5 meter, open ends
Design Temperature	[-25°C to +100°C] [-13°F to +212°F]		[0°C to +40°C] [+32°F to +104°F]
Marking	Each item is marked with article code		
Packing	Each item is sealed in vacuum plastic bag and packed in a box		
Quality Assurance	Each product is controlled and tested acc. to Kest Technology quality assurance system		
Electrical Specifications			
Type	NAMUR, NC		
Voltage	5-25 V DC		
Rated Current	200 mA		
Protection class	IP 67 (contacts)		
Connection type sensor unit	Output: 4-pole male connection M12x1		
Socket wiring identification		1: Power supply 5-25 V DC (Brown) 2: Pulse signal 5-25 V DC (Blue) 3: - 4: -	
Pulses	1 pulse / rotation		

Kest Mixer KM ATEX, Ref. No. list

MODEL	MIXING HEAD	MALE POST	TANK PLATE
KM-0/3 ATEX	100433	100562	100383
KM-3/7 ATEX	100559	100562	100625
KM-7/20 ATEX	101273	101385	100647
KM-20/70 ATEX	100451	100415	100396
KM-70/120 ATEX	100650	100415	100546
KM-120/230 ATEX	100713	100415	100712
KM-230/600 ATEX	100442	100601	100537
KM-600/1300 ATEX	100544	100601	100794
KM-1300/2200 ATEX	101291	100601	101292

Kest-Mixer KM ATEX, drive unit - Ref.No list

MODEL	GAS	GAS WITH REVOLUTION COUNTER	GAS & DUST	GAS & DUST WITH REVOLUTION COUNTER
KM-0/3 ATEX	101595	101596	102405	102406
KM-3/7 ATEX	101443	101598	102407	102408
KM-7/20 ATEX	101414	101559	102410	102409
KM-20/70 ATEX	101129	101564	102403	102404
KM-70/120 ATEX	101476	101569	102411	102413
KM-120/230 ATEX	101284	101575	102415	102414
KM-230/600 ATEX	101353	101580	102417	102416
KM-600/1300 ATEX	101478	101586	102418	102419
KM-1300/2200 ATEX	101612	101613	102420	102421

Kest Mixer KM ATEX, options - Ref. No. list

MODEL	MIXING HEAD ATTRACTOR*	MALE POST TIGHTENING TOOL*	MULTI TOOL*	WELDING TOOL
KM-0/3 ATEX	101620	100704	101007	100446
KM-3/7 ATEX	101620	100704	101007	100923
KM-7/20 ATEX	101436	102422	101342	100802
KM-20/70 ATEX	100571	102423	100655	100802
KM-70/120 ATEX	-	102423	100655	100780
KM-120/230 ATEX	-	102423	100655	100717
KM-230/600 ATEX	-	102424	101010	100800
KM-600/1300 ATEX	-	102424		100717
KM-1300/2200 ATEX	-	102424		101300

*See separate data sheet



www.kest.se